

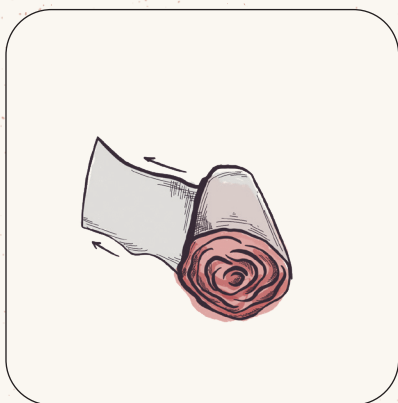
# WEDGE RAMP®

*Shape*

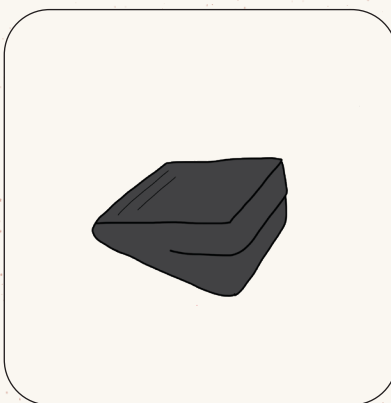


## JUST ROLL WITH IT

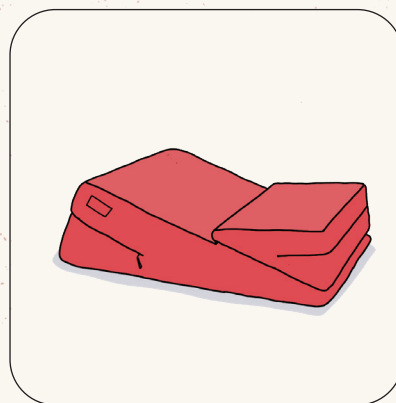
Opening and setting up your Shape is as easy as 1, 2, 3.



**STEP 1:**  
**DO NOT CUT OPEN!**  
Find the end of the plastic and pull to unroll. The foam can take 24 hours to expand fully, but a cover can be applied after 20 minutes.



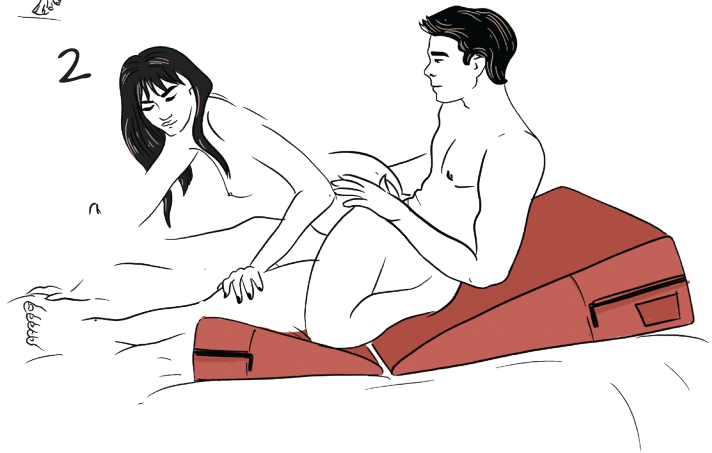
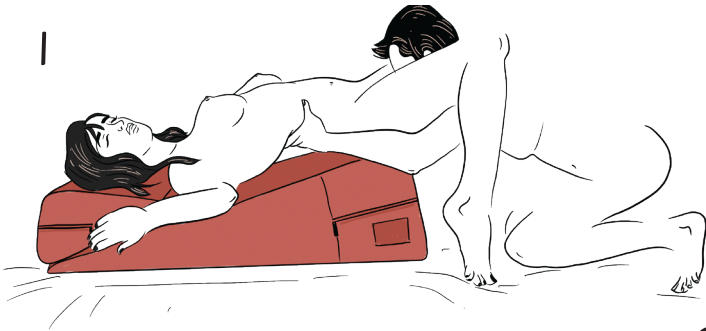
**STEP 2:**  
Insert the foam into the cover so the zippers line up and zip closed.



**STEP 3:**  
If the cover does not fit tight, the insert might be backward or upside down. Remove the insert, flip it around, and reinsert.

# Positions TO TRY

Wedge Ramp® Combo



**LIBERATOR®**  
*Love All Ways*