

WARNING

- To avoid injury or aggravation of pre-existing conditions, this device should not be used on swollen or inflamed areas or skin lacerations
- Not suitable for pregnant women.
- By following these simple guidelines we are sure your new sex toy will give you great pleasure many times.
- Please retain all packaging since it contains important information.
- THIS IS NOT A CHILDREN'S TOY - ADULT USE ONLY.
- Not for use by persons under the age of 18.

IMPORTANT INFORMATION

This product must only be used with the charging device and cable supplied. Do not use the product when it is plugged in for charging. The power supply and vibrator should be regularly examined for damage. In the event of damage, do not use. Only operate when fully charged in accordance with instructions. Always store the adapter or charging unit and any associated cables in a dry place. Always charge this product in a dry place. Always disconnect from the power supply before cleaning this product.

WEEE:

This product is classified as Electrical and Electronic Equipment. Should the time come for you to dispose of this product, please ensure that you do so in accordance with the European Waste of Electrical and Electronic Equipment (WEEE) Directive and compliance with local laws relating to this directive.



SCAN FOR MORE INFORMATION, TOY SAFETY ASSESSMENT AND EU DECLARATION OF CONFORMITY.



HANDLE POSITIONS



RECHARGEABLE



FUNCTIONS



INTERNAL & EXTERNAL STIMULATION



WATERPROOF

This product is guaranteed for 12 months from date and proof of purchase. For use in water up to 1 meter depth for up to 30 mins. Caution: If the product is used in close contact with high power water jets (such as a jacuzzi) or has been left fully submerged for an extended period, it may extensively damage or effect the enjoyment and longevity of the product.

For product guarantee information, care instructions & weee compliant recycling please go to: www.rocks-off.com/pages/faq



ROCKS OFF LTD. Unit C , Northfield Point, Cunliffe Drive, Kettering, Northamptonshire NN16 9QJ. United Kingdom. Made in China.



DESIGNED AND DEVELOPED IN THE UNITED KINGDOM

A D A P T

10

SPEED PROSTATE & PERINEUM MASSAGER, ADAPTS TO A WAND AT A TWIST



ROCKSOFF

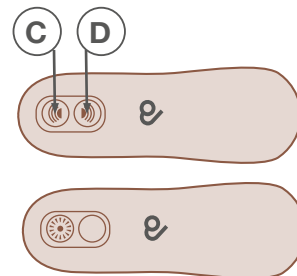
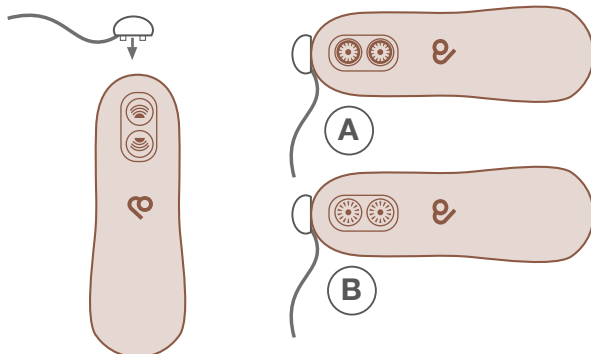


RECHARGING INSTRUCTIONS

- Attach the magnetic USB head to the toy instructed (A) below, & plug in to USB power source.
- The light will be constant while the product is charging.
- When fully charged the light will flash (B).
- The toy will complete its charge in around 1&1/2 hours.
- For optimal performance fully charge the product before your first use.
- Remove magnetic head from toy & disconnect from USB power source once charging is completed.

CHARGING YOUR ADAPT

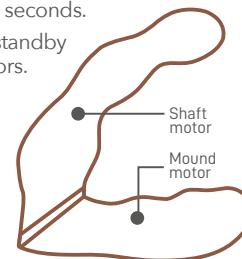
- (A) Before you first use, please charge the product fully, using the magnetic 'click & charge' USB cable provided. The LED light on the product will light up continuously while charging.
- (B) Once charged the LED will flash continuously, the product can now be unplugged & used.



- When activated the LED light will flash.
- Once activated you can cycle through the 10 settings for each motor by pressing button (C) for the mound motor, or button (D) for the shaft motor.
- You can turn off/on each motor independently by holding down the (C) or (D) button for 3 seconds.
- The product will automatically re-enter standby (flashing LED) if you turn off all the motors.
- While in standby holding either button (C) or (D) for 3 seconds will turn the product completely off.
- The LED is on constant for all settings.
- A fast flashing on the LED during use indicates that the battery is low.

ENJOYING YOUR ADAPT

- This is a dual independent motor product. The motors for the Mound and Shaft can be controlled to provide either single or dual motor stimulation whilst in use.
- To activate the ADAPT press either button (C) or (D) for 3 seconds.



ADAPT: TECHNICAL SPECIFICATION

Materials: Silicone / ABS Plastic

Battery: Rechargeable

Play time: 1.1/2 hours

Product Size: (H)110x(W)102x(D)35mm

Product Weight: 171g / 6.18oz

Insertable Length: 104mm

VIBRATOR CARE INSTRUCTIONS:

Take care when using the vibrator for the first time, vibration can be intense.

1. Clean your vibrator after every use.
2. Take care when cleaning your vibrator remember it is an electrical item, moisture can damage the product & also react with the batteries.
3. Keep your vibrator clean & dry, store in a dry place, moisture can damage batteries & motor.
4. Always store your vibrator separately, different materials have different chemical configurations & may react with each other.
5. Always allow your vibrator to cool down before storing in a safe place, vibrators are electrical & motors get warm with use.
6. Excessive usage of the vibrator will wear out the motor & may cause the motor to over heat. If you feel your vibrator is getting unduly hot, switch off & allow it to cool down, before continuing to use.

RECHARGEABLE PRODUCTS INSTRUCTIONS ON CHARGING:

- The product has a USB lead for charging, you can insert it into a computers USB port.
- The product may be partially charged on purchase but we recommend a full charging cycle before use. Charge the battery for at least 40 minutes before use.
- BE PATIENT - Do not switch on or use your vibrator during this first charging session, as this may affect the battery capacity.

RECHARGEABLE BATTERY INFORMATION:

This product contains a Lithium Rechargeable Battery Pack. If battery leakage occurs, stop using immediately and avoid contact with skin. If skin contact occurs, immediately wash the area thoroughly with warm soapy water. If liquid leakage comes into contact with eyes or body tissue, immediately flush thoroughly with water and see a doctor. Treat this product with care to avoid battery leakage, combustion and explosion. Do not expose the battery pack to excessive physical shock. Do not take apart or attempt to repair the vibrator or battery. Do not touch the terminals of the vibrator with any metal objects.



Please keep packaging for future reference



Cartone di fibra non ondulato. Controlla le linee guida del tuo comune.